

## IM-65PE-LM

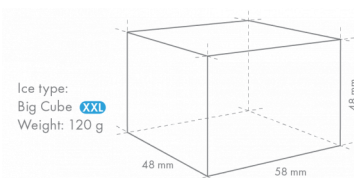
### Big Cube Ice Maker, Self Contained

Production Capacity (kg/24h) - AT 10°C, WT 10°C: 45

Storage bin capacity: 26 kg



ICE TYPE: Big Cube - LM



#### ACCESSORIES INCLUDED

Installation kit, Legs, Scoop

#### OPTIONAL EXTRAS

4HC-H water filtration, UV-C sanitization kit, internal drain pump (Pump motor kit and bracket)

#### CORRESPONDING WATER FILTERS

4HC-H Single Water Filter, 4HC Replacement Cartridge

PRODUCT SERIES: IM 65  
ITEM NUMBER: M113-D009  
COUNTRY OF ORIGIN: UK

Hoshizaki IM-65PE-LM Cube model is a self-contained ice maker producing up to 45 kg of cube ice per 24 hours.

Ice cube dimensions and weight - disclaimer: The drawing is for illustration purposes only. Cube size and weight may be differ due to local installation conditions.

- Ice making system with an automatic rinse cycle
- Each ice cycle is made with fresh water
- Closed Cell System helps produce compact, hard and geometrically perfect ice
- Closed water circuit for contamination protection
- Easy external access to control panel
- UV-C sanitization function is retrofittable
- Internal drain pump is retrofittable
- System comes with a magnetic DC water pump with variable speed that has no direct coupling, which prevents any leakage
- Cleanable air filter
- Removable door gasket
- Easily removable water pan assembly

#### WARRANTY PERIOD

**3 Years on Parts & Labour -  
based on country agreement**

#### EXTERIOR

Stainless steel AISI 441, Galvanized steel  
(Rear)

Refrigerant type: R290 / Refrigerant: 0.11 kg / CO2 equivalent: 0.33 kg

#### OPERATING CONDITIONS

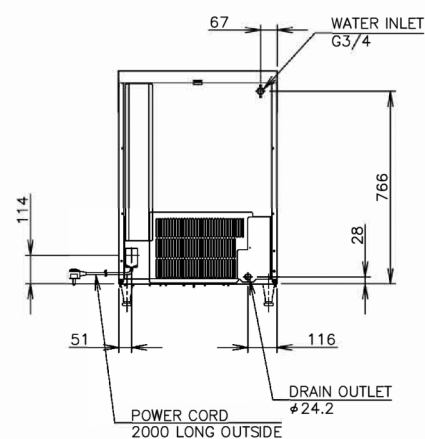
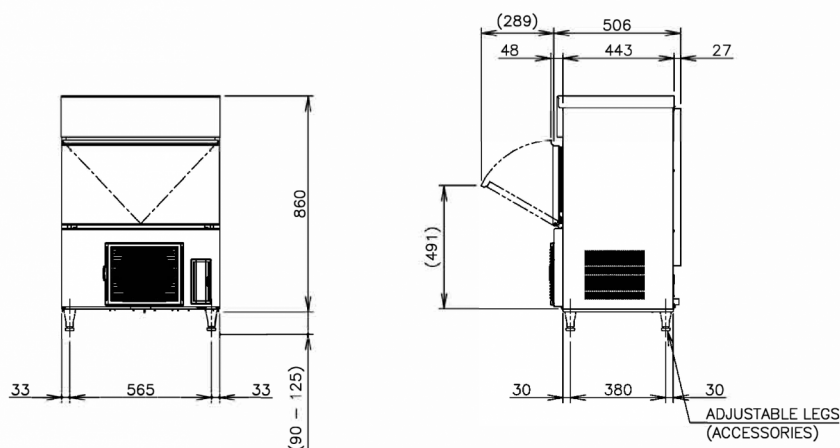
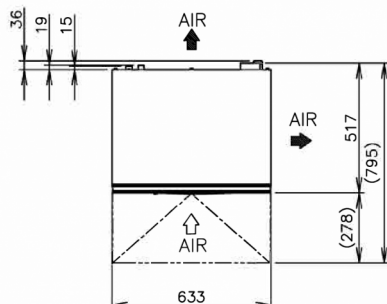
Ambient temperature (minimum): 1 °C, Ambient temperature (maximum): 40 °C, Water supply pressure (minimum): 0.07MPa (0.7bar), Water supply pressure (maximum): 0.8MPa (8bar), Water supply temperature (minimum): 5 °C, Water supply temperature (maximum): 35 °C, Voltage range: Rated Voltage  $\pm 6\%$

#### CERTIFICATIONS



Certified Product to  
NSF REG4 53

## IM-65PE-LM



### TECHNICAL SPECIFICATIONS

Cooling system	Power supply	Electrical circuit breaker protection	Heat Rejection (AT 32°C, WT 21°C)	Production Capacity (kg/24h) - AT 10°C, WT 10°C	Production Capacity (kg/24h) - AT 21°C, WT 15°C	Production Capacity (kg/24h) - AT 32°C, WT 21°C	Water consumption (m3/24h) - AT 10°C, WT 10°C
Air Cooled	1/220 - 240V/50Hz	5 A	0.83 kW	45	38	31	0.3

### SHIPPING SPECIFICATIONS

Width (packed)	Depth (packed)	Height (packed)	Volume (packed)	Gross weight	Width (legs excluded)	Depth (legs excluded)	Height (legs excluded)	Dimensions legs	Net weight
735 mm	570 mm	1,012 mm	0.424 m3	58 kg	633 mm	506 mm	860 mm	for legs add 90-125 mm	48 kg

Disclaimer: Every effort has been made to ensure that the information contained in this spec sheet is accurate at the time of publishing. Hoshizaki Europe BV assumes no responsibility or liability for typographical errors or omissions or for any misinterpretation of the information within the publication and reserves the right to change without notice.

Please observe: This type of icemaker is on special order only. Please take longer lead times into consideration.